

# TECHNICAL INFORMATION

## DeckOil Color VARIOUS COLORS



**NEW**

### Fresh color look and reliable protection from sun and rain

Colored oil impregnation for wooden surfaces in outdoor areas. Accentuates the nativeness of the wood. Oil your terrace decks and garden furniture - benefit from effective protection in any weather. The contained color pigments prevent the weather-related aging of the wood and enable an attractive color design.




- Deep protection against UV radiation, frost and moisture
- Good penetration behaviour
- Safe, simple processing
- Also suitable for impregnation of garden furniture
- Applicable on smooth and grooved planks
- The preceding use of LOBADUR DeckPrepare increases the durability
- Suitable for children's toys as per EN 71-3

### Range of use:

Suitable for wooden decks, patios, garden furniture and other objects made from wood that are used outdoors. Suitable for children's toys, as the requirements of DIN EN 71-3 - "Migration of certain elements" are met.



## Technical Data

<b>Art.-no.</b> 10616	 2,5 l	 4	 120
Solids	46 ±2%		
Contents	aliphatic hydrocarbons, modified vegetable oils, pigments, nonionic surfactants, water, cobalt-free siccatives		
Storage and transportation	36 months of storage stability. Not sensitive to frost. No hazardous material according to ADR.		
GISCODE	Ö60		

15/12/2020



# TECHNICAL INFORMATION

## DeckOil Color VARIOUS COLORS



### Technical Data

			
NEW	NEW	NEW	NEW
800145 Light brown	800150 Dark brown	800099 Red brown	900148 Grey

Color samples are not binding

### Application

- Optimum processing conditions at +15°C to +25°C, relative humidity 40% to 75%, material temperature +15°C to +25°C
- Do not apply to surfaces exposed to hot or strong sunlight, as the applied coating may dry too quickly. Do not apply if rain is expected within 3 hours of application.
- If in doubt, create a test area to determine compatibility, adhesion and appearance. The results may vary depending on the type of wood, especially with oily and resinous woods.
- Shake the contents well.
- Transfer material to a LOBATool varnish bucket before applying.
- Avoid drops falling on the surface, smooth out any drops directly with a brush.
- Observe general and, if necessary, product-specific occupational health and safety regulations. Further information can be found in the GISCODE-related operating instructions which are available under [www.wingis-online.de](http://www.wingis-online.de).

### Thinner

To lighten the shade or to reduce the coverage, mix with the transparent variant. Max. 3 parts transparent to one part color.

### Application tool/application rate

LOBATool oilbrush, brush, non-linting cloth / 100-250ml/m<sup>2</sup>

The actual material consumption depends on the type of wood, the wood moisture content and the surface's weathering. An optimised impregnation / protective effect can only be assured if fibre saturation (maximum oil uptake by the wood) is achieved.

### Drying time

- approx. 12 hours.

15/12/2020



# TECHNICAL INFORMATION

## DeckOil Color VARIOUS COLORS



### Application

---

#### Preparation:

- Remove any dirt, moss or old paint beforehand if required.
- Newly installed, largely closed-pore timbers are often unable to absorb adequate quantities of oil, so therefore the pores will first have to be "opened". Please find the recommended preparation in our technical information of LOBACARE DeckDegrayer.

#### Processing:

- Apply LOBASOL DeckOil evenly using a brush, LOBATool Oil-brush or non-linting cloth in the direction of the grain.
- After leaving to work for around 30 minutes, completely remove any un-absorbed oil using non-linting cloth. A single-disc machine with LOBASAND SpecialPad beige can be used optionally.
- For wooden furniture, especially seating, rub until virtually dry using absorbent towels.
- If necessary, after drying overnight, apply another layer of oil.

#### Important information

Excess material must be completely removed during equalisation. Drying delays are possible on some exotic timbers. Keep soaked cloths, pads and other tools in closed containers. Moisten oil in combination with sanding dust, fabric cloths and so on with water or store in a sealable bucket and dispose of in a fire-safe manner, since otherwise there is a risk of self-ignition.

### General guidelines

---

**Drying time:** The indicated drying times are valid for +20°C and 50% relative humidity, and assume careful, draught-free ventilation of the working area. Lower temperatures, higher relative humidity or poorer ventilation lead to longer drying times. Do not apply any protective coverings, wet clean the surface or lay carpet until the coating has achieved its final hardening. Product-specific data can be found in the relevant technical information.

The information in this document and all other advice and recommendations that we provide to help and assist the applicator are based on previous experience and relate to Spezial conditions. Because of the wide range of possible uses and conditions of application of our products, we do not relieve users from the need to carry out their own trials or to seek technical advice by speaking to the LOBA application engineering department. Observe the floor covering manufacturer's recommendations and the provisions of the current standards. Our liabilities and responsibilities are exclusively in accordance with our Terms and Conditions and are not extended by this information or by our advice. The publishing of a new technical data sheet automatically invalidates the earlier version.

The words or symbols denoted by ® stand for trademark rights that are at least registered and protected in the territory of Germany.

15/12/2020

